



## Specification: **BS-2031**

- \* Screw mount Concealed terminals
- \* Spacers, cover and screws included
- \* Switches or magnets available seperately
- \* Resistor, Diode and Supervisory Loop available on request
- \* With lead available: BS-2025
- \* Colors: White, Brown, Grey

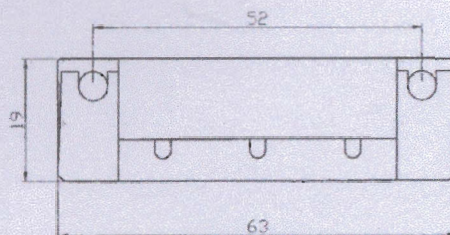

### ... Surface Mounted



## Dimension (mm):



**MAGNET**



**SWITCH**

## Order Information:

Part Number	Loop Type	Reed Form	Closed Gap [Inch(mm)]	Depature Gap [Inch(mm)]	Maximum Initial Contact Resistance (Ohm)	Maximum Contact Rating (W)	Maximum Switching Voltage (VDC/VAC)	Maximum Switching Current (A)
BS-2031	Closed	N/O	1.2 (30)	1.3 (33)	0.150	10	100	0.5
BS-2031A	Open	N/C	1 <sup>1</sup> / <sub>4</sub> (31)		0.150	3	30	0.2
BS-2031C	Closed	SPDT	1 <sup>1</sup> / <sub>4</sub> (30)		0.150	3	30	0.2

Note: Wire range for terminal: #18~#24AWG

