




## SFP & SFP+ FOR ALL NETWORK DEVICES

### SFP 1.25G & SFP+ 10G MODULE

The LINK SFP and SFP+ transceivers are hot-swappable and hot-pluggable. You can plug-in and out the transceiver to/from any SFP/SFP+ port without having to power down the Media Converter or Switch.



#### SFP 1.25G MODULE

LINK SFP (Mini-GBIC) Gigabit Ethernet Module can install into LINK Media Converters or Switches with SFP interface, also compatible with Cisco, HP and others brand. The distance can be extended up to 220/550 meters on multi-mode and up to 120 kilometers on single-mode.

	P/N	Common Name	Fiber Port	DESCRIPTION	DISTANCE UP TO
	<b>SFP 1.25G TRANSCEIVER Module with DDMI for CISCO &amp; Other Compatible</b>				
	<b>UT-9125D-00</b>	SFP Cisco	LC (MM.)	SFP 1.25G, Multimode, 850 nm, DDMI	220/550 m.
	<b>UT-9125D-02</b>	SFP Cisco	LC (MM.)	SFP 1.25G, Multimode, 1310 nm, DDMI	2 km.
	<b>UT-9125D-10</b>	SFP Cisco	LC (SM.)	SFP 1.25G, Singlemode, 1310 nm, DDMI	10 km.
	<b>UT-9125D-20</b>	SFP Cisco	LC (SM.)	SFP 1.25G, Singlemode, 1310 nm, DDMI	20 km.
	<b>UT-9125D-30</b>	SFP Cisco	LC (SM.)	SFP 1.25G, Singlemode, 1310 nm, DDMI	30 km.
	<b>UT-9125D-40</b>	SFP Cisco	LC (SM.)	SFP 1.25G, Singlemode, 1310 nm, DDMI	40 km.
	<b>UT-9125D-50</b>	SFP Cisco	LC (SM.)	SFP 1.25G, Singlemode, 1550 nm, DDMI	50 km.
	<b>UT-9125D-80</b>	SFP Cisco	LC (SM.)	SFP 1.25G, Singlemode, 1550 nm, DDMI	80 km.
<b>UT-9125D-120</b>	SFP Cisco	LC (SM.)	SFP 1.25G, Singlemode, 1550 nm, DDMI	120 km.	
	<b>SFP 1.25G TRANSCEIVER Module with DDMI for HP Compatible</b>				
	<b>UT-9125DHP-00</b>	SFP HP	LC (MM.)	SFP 1.25G, Multimode, 850 nm, DDMI	220/550 m.
	<b>UT-9125DHP-02</b>	SFP HP	LC (MM.)	SFP 1.25G, Multimode, 1310 nm, DDMI	2 km.
	<b>UT-9125DHP-10</b>	SFP HP	LC (SM.)	SFP 1.25G, Singlemode, 1310 nm, DDMI	10 km.
	<b>UT-9125DHP-20</b>	SFP HP	LC (SM.)	SFP 1.25G, Singlemode, 1310 nm, DDMI	20 km.
	<b>UT-9125DHP-30</b>	SFP HP	LC (SM.)	SFP 1.25G, Singlemode, 1310 nm, DDMI	30 km.
	<b>UT-9125DHP-40</b>	SFP HP	LC (SM.)	SFP 1.25G, Singlemode, 1310 nm, DDMI	40 km.
	<b>UT-9125DHP-50</b>	SFP HP	LC (SM.)	SFP 1.25G, Singlemode, 1550 nm, DDMI	50 km.
	<b>UT-9125DHP-80</b>	SFP HP	LC (SM.)	SFP 1.25G, Singlemode, 1550 nm, DDMI	80 km.
<b>UT-9125DHP-120</b>	SFP HP	LC (SM.)	SFP 1.25G, Singlemode, 1550 nm, DDMI	120 km.	
	<b>SFP 1.25G WDM TRANSCEIVER Module with DDMI for CISCO &amp; Other Compatible</b>				
	<b>UT-9113WD-20</b>	SFP WDM	Single LC (SM.)	SFP 1.25G, WDM, Singlemode, TX1310/RX1550 nm., DDMI	20 km.
	<b>UT-9114WD-20</b>	SFP WDM	Single LC (SM.)	SFP 1.25G, WDM, Singlemode, TX1550/RX1310 nm., DDMI	20 km.
	<b>SFP 1.25G WDM TRANSCEIVER Module with DDMI for HP Compatible</b>				
	<b>UT-9113WDHP-20</b>	SFP WDM	Single LC (SM.)	SFP 1.25G, WDM, Singlemode, TX1310/RX1550 nm., DDMI	20 km.
<b>UT-9114WDHP-20</b>	SFP WDM	Single LC (SM.)	SFP 1.25G, WDM, Singlemode, TX1550/RX1310 nm., DDMI	20 km.	

LINK SFP+ 10 Gigabit Ethernet module can install into Switch products with SFP+ interface, also compatible with Cisco, HP and others brand. The distance can be extended up to 300 meters on multi-mode and up to 80 kilometers on single-mode.

#### SFP+ 10G MODULE

	P/N	Common Name	Fiber Port	DESCRIPTION	DISTANCE UP TO
	<b>SFP+ 10G Module for CISCO and Other Compatible</b>				
	<b>UT-9310A-00</b>	SFP+ Cisco	LC (MM.)	SFP+ 10G, Multimode, 850 nm.	300 m.
	<b>UT-9310A-10</b>	SFP+ Cisco	LC (SM.)	SFP+ 10G, Singlemode, 1310 nm.	10 km.
	<b>UT-9310A-40</b>	SFP+ Cisco	LC (SM.)	SFP+ 10G, Singlemode, 1550 nm.	40 km.
<b>UT-9310A-80</b>	SFP+ Cisco	LC (SM.)	SFP+ 10G, Singlemode, 1550 nm.	80 km.	
	<b>SFP+ 10G Module for HP Compatible</b>				
	<b>UT-9310HP-00</b>	SFP+ HP	LC (MM.)	SFP+ 10G, Multimode, 850 nm.	300 m.
	<b>UT-9310HP-10</b>	SFP+ HP	LC (SM.)	SFP+ 10G, Singlemode, 1310 nm.	10 km.
	<b>UT-9310HP-40</b>	SFP+ HP	LC (SM.)	SFP+ 10G, Singlemode, 1550 nm.	40 km.
<b>UT-9310HP-80</b>	SFP+ HP	LC (SM.)	SFP+ 10G, Singlemode, 1550 nm.	80 km.	

DIGITAL DIAGNOSTIC MONITORING INTERFACE (DDMI) AVAILABLE IN LINK SFP AND SFP+ OPTICAL TRANSCEIVERS.

#### PROVIDED BENEFITS

The interface allows real time access to device operating parameters, and it includes a system of alarm and warning flags which alerts the host system when particular operating parameters are outside of a factory set normal operating range.

The enhanced digital interface enables a real time link to be established between the switch and the SFP transceiver. This enables the switch to access operating parameters within the fiber link. This includes digital features such as soft control and monitoring of SFP I/O signals.

The digital diagnostic monitoring interface enables users to have the capability of performing component monitoring, fault isolation and failure prediction tasks on their transceiver-based links. This feature ensures that the business can be proactive in preventative maintenance of the network and ensure business continuity.